

Student Parking Guide

\$4 Per day

Parking via the EasyPark app is \$4 per day after registering with the app (the non-discounted rate is \$6). Credit card surcharge may apply on credit card transactions.

To get the discounted rate on your parking, visit the Holmesglen EasyPark Permit website and insert your details including your student ID.

Disabled parking is FREE across all campuses. If a disabled parking space is occupied, please park in a nearby bay and display your disabled parking permit as usual.



For assistance, contact:

E: enquiries@carepark.com.au

T: 1300 73 40 70.

Parking at Chadstone, Moorabbin, and Glen Waverley campuses are all equipped with easy-to-use contactless payment and pay by app facilities.

Three ways to pay your parking:

1. Download the EasyPark App to get the discount, apply for permit first.
2. Pay with coins at the machine. You will need to key in your number plate at the machine every time you park*.
3. Pay with credit/debit card at the machine. You will need to key in your number plate at the machine every time you park*.

* No discount applies when you pay at the machine.

Frequently Asked Questions:

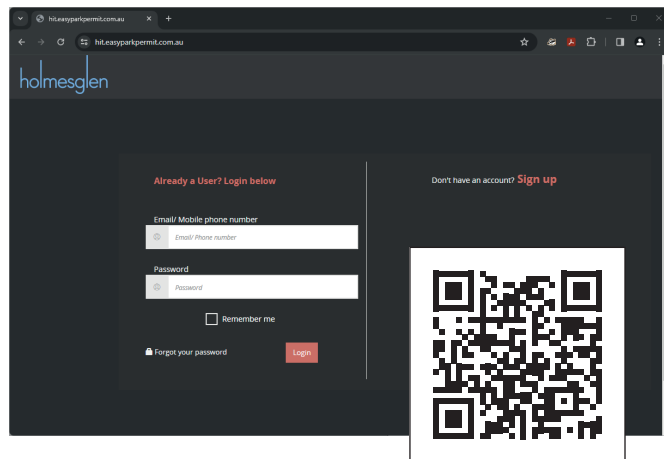
1. **Do I have to pay a fee to park for a motorbike?** If you park in a motorbike designated space; no parking fee applies. If the designated space is full park at normal bays.
2. **Do disabled drivers have to pay a parking fee?** If you have a valid disabled sticker, you can park at no cost in the disabled parking bays. If disabled bays are full, you can park at any parking bay. Make sure you have a valid visible permit.
3. **What happens to my parking ticket or sticker if you have to attend more than one campus on a single day/within a 24-hour period?** Your parking ticket or sticker will be valid for a full day at any /all Holmesglen's Chadstone, Glen Waverley and Moorabbin Campuses. If you have paid via ticket machine, the ticket must be visible.
4. **Will parking fees apply over weekends?** Yes, parking fees apply on weekends and weekdays.

Remember: Parking compliance officers will scan your vehicle registration number to validate you paid parking. Please ensure you have paid for parking to avoid a penalty.

easypark

How to open an account and apply for a permit at Holmesglen:

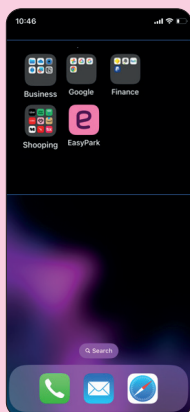
1. Go to <https://hit.easyparkpermit.com.au/>
2. Select **Sign Up** to create a new account.
3. Enter your details and select **Create Account**.
4. Apply for a permit. Your active permit will show under my Permits. You can select Switch Car to park a different car on campus.
5. You will receive a confirmation email with you permit details and instructions on how to use the EasyPark app and get your discount.



How to use EasyPark App


1

Download the EasyPark app to your smartphone: <https://easypark.com.au/> and enter your mobile number.



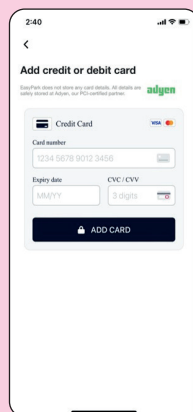
2

Add vehicle registration number. You can switch your vehicles and update registration on the EasyPark app before paying for the day.



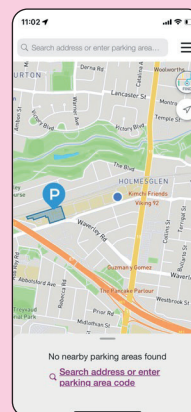
3

Add payment method.



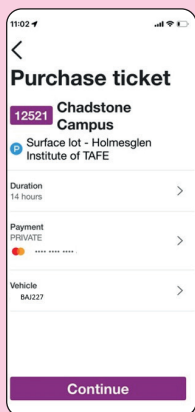
4

Select the appropriate parking area on the map or by manually entering the area code found on parking meter signage.



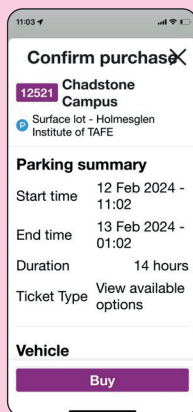
5

Select the ticket length. Only one option (14 hours) is available. The App will show \$6 and then calculates your discount when parking has ended. code found on parking meter signage.



6

Confirm you purchase. Ticket has started. You now have successfully paid for parking. The App will show \$6 and calculate your discount when parking has ended.



7

After parking has ended you can check you received the discount on the app under more/my parking/history/and your back statement.

